



**Your child will be learning their letter formations at school. However, if your child is very keen to start writing some letters (e.g. letters in their name) you could introduce some of the phrases to help them form the letters correctly.**

These letter formation phrases are from a phonic scheme called Read Write Inc that we use in Reception, Year One and Two to teach children to read and write.

In order for children to be able to sound out words such as cat 'c-a-t', dog 'd-o-g', man 'm-a-n' etc they need to know the sounds these letters make in words. Therefore please tell your child the letter sounds and not the letter names. The letter names are taught later once the children are secure with the letter sounds.

Unfortunately the English language is full of words which are not phonetically spelt (are not written the way they sound) e.g. 'said' would be phonetically spelt as 'sed' Also letters such as 'y' often make different sounds depending on their position in the word e.g. 'y' 'yogurt' is very different to the 'y' sound in 'happy.'

This makes learning to read and write in English more challenging than other languages that are more phonetical like Spanish.

In reception we start by teaching children one sound for each letter e.g. we teach 'y' in 'yogurt' and not the 'y' in 'happy' but introduce words like 'happy' and 'said' as 'red words.' Red words are words you can't sound out. They need to be learnt by sight. Gradually over Reception, Year One and Two we introduce new sounds and spelling patterns rules (e.g. 'y' makes an 'ee' sound at the end of words.)

**If you have internet access you may like to download the Read Write Inc Letter sounds PowerPoint that goes through each letter and sound this is available from the Read Write Inc website <http://www.oup.com/oxed/primary/rwi/forparents/>**

a round the apple and  
down the leaf



b down the boot and  
round the foot



c round the curly  
caterpillar




d round the dinosaurs  
bottom up to his head  
and down to his toes



e slice the egg and  
scoop it out




f down the stem and  
across the leaves



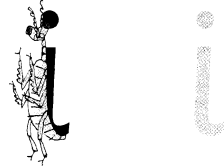
g round the girls face  
and down and round  
her curl



h down the horse  
and over his back



i down the insect &  
a dot for his head




j down and round the  
spring and a dot for  
his head



k Down the kangaroo  
a loop for his tail  
and down his leg



l down the leg to  
the foot



m down Maisy and  
over the mountain























n down Nobby and  
over his net



o round the orange



<p>p down the pirates plait and round his face</p>  	<p>q round the queens head up to her crown, down her hair and curl</p>  	<p>r down the robot and up over his arm</p>  
<p>s down the slithering snake</p>  	<p>t down the tower &amp; across the tower</p>  	<p>u round the umbrella and down to the puddle</p>  
<p>v down a wing and up a wing</p>  	<p>w down up down up the wiggly worm</p>  	<p>x cross and down the arm and leg cross the other way</p>  
<p>y down and up the yaks horns and under his chin</p>  	<p>z zig zag down the zip</p> 